


1




Hello, I'm Nic, I'm a cat. I'm here to talk about storyboards for your presentations.

2




First you need your content as a basis so you can tell where things will need to be.

3



Then you start the storyboarding, which can help you organize & present that content.

4



Remember, this process is not meant to be purrfect...get it? It just needs to work for YOU!

5



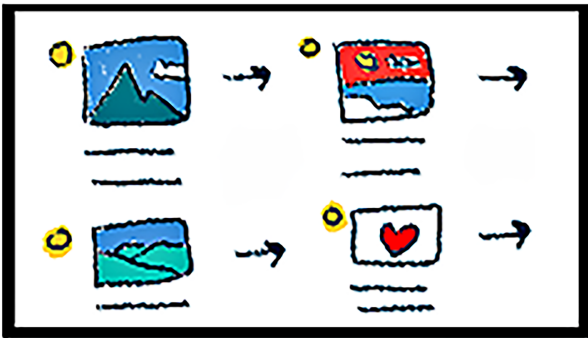
Take a bit of your source material, then make it a picture for that particular bit of information.

6



Be sure to number and describe your boards, Keep in mind sequence and flow.

7



Continue this process until you have drawn out all of your source material.

8



And that my friends is how you storyboard. Excuse me, I have a ball of string to play with.

---

---

---

---

---

---

---

---

---

---

---

---

---

---

---

---